



Curved Tempered Concave Glass

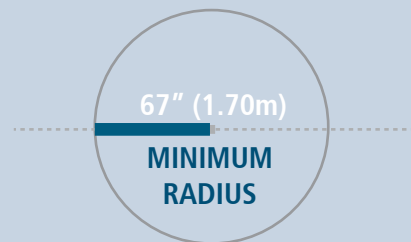
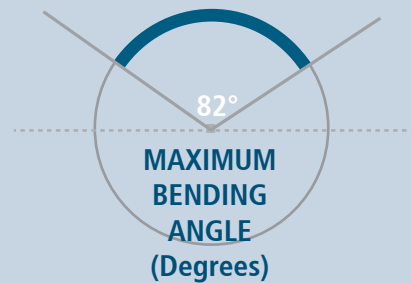



The curved tempered concave glass allows the placing of coatings on the same surface regardless of whether the curve is concave or convex, delivering surpassing aesthetics, color uniformity, and consistency to flow throughout curved glass features in building design.

Manufacturing Capabilities

- All glass colors
- 1/4" to 3/4"
- Spandrel/Silk-Screened
- Digital Printing
- Low E
- Holes, Notches & Cut-outs
- Edge Finishes
- Laminated
- IGU

Size Limitations



Laminated Glass Notes:

Glass Thickness:

Min: 1/4" + 1/4"
Max: 4"


Interlayer Thickness:

From 0.030" to 0.090"

Interlayer Types:


- PVB Clear
130" (3.30m) x 338" (8.60m)
- PVB Color/Opaque/Translucent
96" (2.46m) x 338" (8.60m)
- XIR®
78" (2.00m) x 338" (8.60m)
- Trosifol® SC
126" (3.21m) x 338" (8.60m)
- Trosifol® ES
126" (3.21m) x 338" (8.60m)
- DG 41
126" (3.21m) x 338" (8.60m)
- SentryGlas® Clear
130" (3.30m) x 338" (8.60m)
- SentryGlas® Translucent White
72" (1.83m) x 338" (8.60m)

*Width Up to 130" available upon request

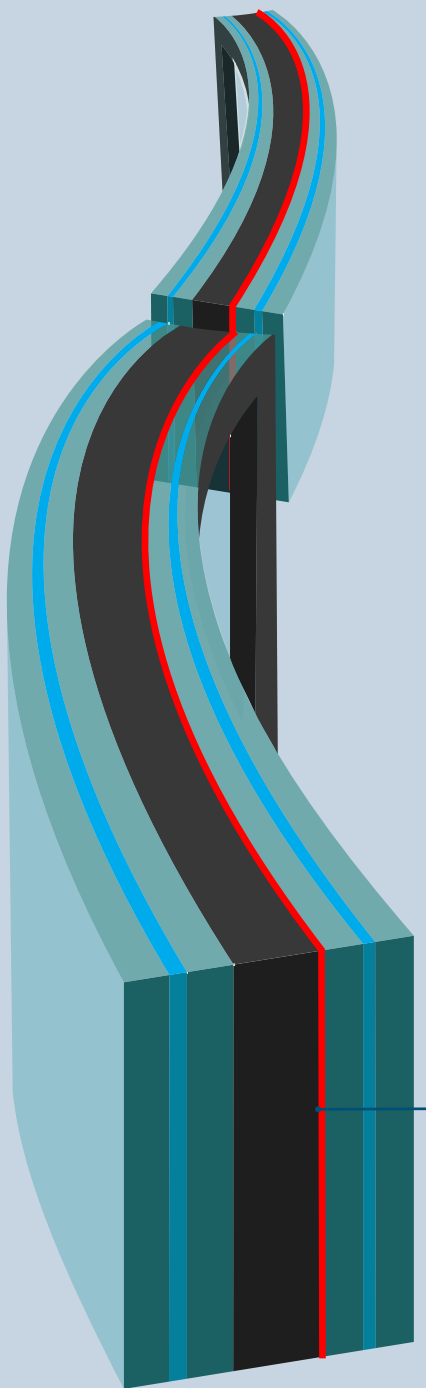
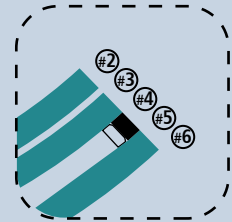
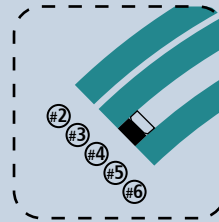


Characteristics

Glass Surfaces



Coatings (Low E, Frit, Digital Printing)



Coatings (Low E, Frit)
On the same surface regardless of
the curve being Convex or Concave



Please contact our Sales Team regarding any specific design criteria or quoting considerations you may have.

Contact: sales@criscurva.com
Toll Free: 866.827.6049



www.criscurva.com



click here